

## Data Sheet

### 1115A & 1115P Capillary Siphons

#### FEATURES

- All welded stainless steel construction
- For pressure to 10,000 psi
- For process temperature ratings from -300 to 750°F (-184°C to 399°C)
- Compatible with many process media
- For use with gauges, switches, transducers and diaphragm seals

#### TYPICAL USES

- Chemical and petrochemical
- Oil and gas
- Pulp and paper
- Power



**1115A**  
Stainless steel armored capillary



**1115P**  
Stainless steel armored capillary with PVC sheathing

#### SPECIFICATIONS

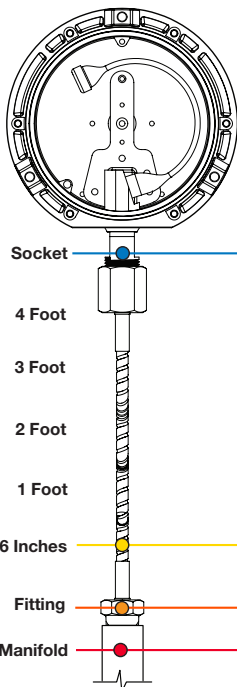
Process Connection:	¼ NPT Male, ½ NPT Male & Female
Instrument Connection:	¼ NPT Female, ½ NPT Male & Female
Line Length:	One foot minimum up to 100 feet maximum
Max Allowable Working Pressure:	10,000 psi
Temperature Limits:	-300°F to 750°F (-184°C to 399°C)
Wetted Materials:	304 stainless steel
Outer Capillary Diameter:	0.125"
Inner Capillary Diameter:	0.062"

#### KEY BENEFITS

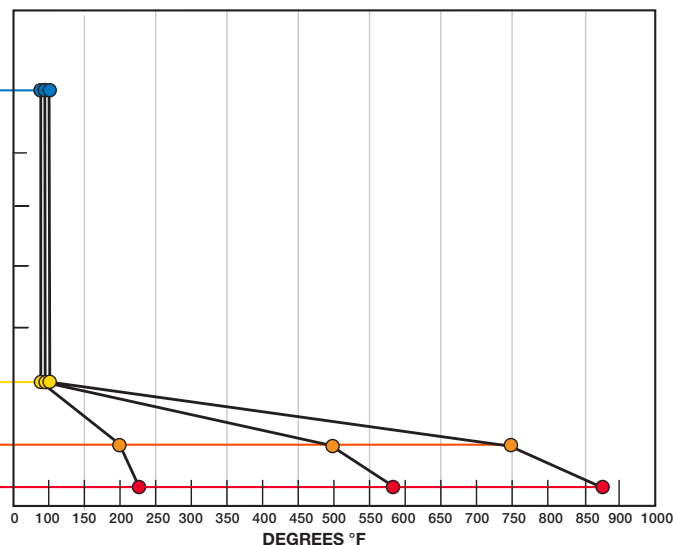
- Protects instrument from elevated temperatures
- Remote mounting of instrument to the process

#### WETTED COMPONENTS

1115A	300 SS & 304L SS
1115P	300 SS & 304L SS



#### CAPILLARY SIPHON HEAT DISSIPATION CHART

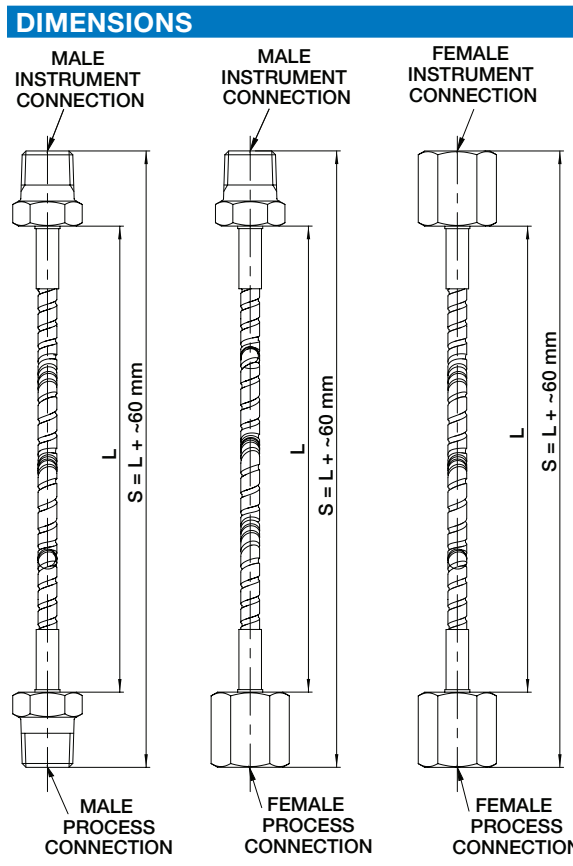


This graph represents the heat dissipation based on results of a specific laboratory test. These results may vary in the field based on multiple factors such as ambient temperature, type of process media and/or velocity. This data set is to be used as a reference point only. These test results are based on an ambient temperature of 68°F.

# Data Sheet

## 1115A & 1115P Capillary Siphons

ORDERING CODE	Example:	04	1115A	50	005
<b>Process Connection</b>					
02 - ¼ NPT Male					
04 - ½ NPT Male		04			
25 - ¼ NPT Female					
50 - ½ NPT Female					
<b>Model</b>					
1115A - Standard armored stainless steel capillary siphon			1115A		
1115P - Standard armored stainless steel capillary siphon with PVC sheathing					
<b>Instrument Connection</b>					
02 - ¼ NPT Male					
04 - ½ NPT Male					
25 - ¼ NPT Female					
50 - ½ NPT Female				50	
<b>Length in Increments of Feet</b>					
001 - 1'					
005 - 5'					005
025 - 25'					
100 - 100'					



**Note:**  
When attaching capillaries to an instrument or seal, the connection size must match.

- For gauges, transducers and inH<sub>2</sub>O switches the capillary instrument connection must be female.
- For switches, the capillary instrument connection must be male.
- For seals, the capillary process connection must be male.